

Using cloudLibrary Android devices

Getting started


Download and install cloudLibrary from your device's app store.




Log in with your library card number. When you first open the app, you'll be asked to select your country, province, and library from a drop down menu. To continue using the app, accept the end user licence agreement, terms of use, and privacy policy.

Searching and browsing for books and audiobooks

Tap on the search icon at the bottom. Type in what you are looking for in the search bar at the top. You can browse the **Featured** shelves, **All**, or search for a specific title or author.

To filter your results, such as by *Language* or *Available Now*, tap on the filter icon. 

In order to request titles for the library to consider purchasing, turn on the *Suggestions for Library* feature in the filter settings. To activate the chosen filters, press *Apply*.

Note: The filters will remain on until they are manually changed. When filters are applied, the icon looks like this 

Borrowing and downloading your books

Tap on the book you wish to borrow. If it's available, it will say *Borrow*. If it is not available, it will say *Hold*. If you're not ready to read the book just yet, you can *Save for later*.

Lost Roses

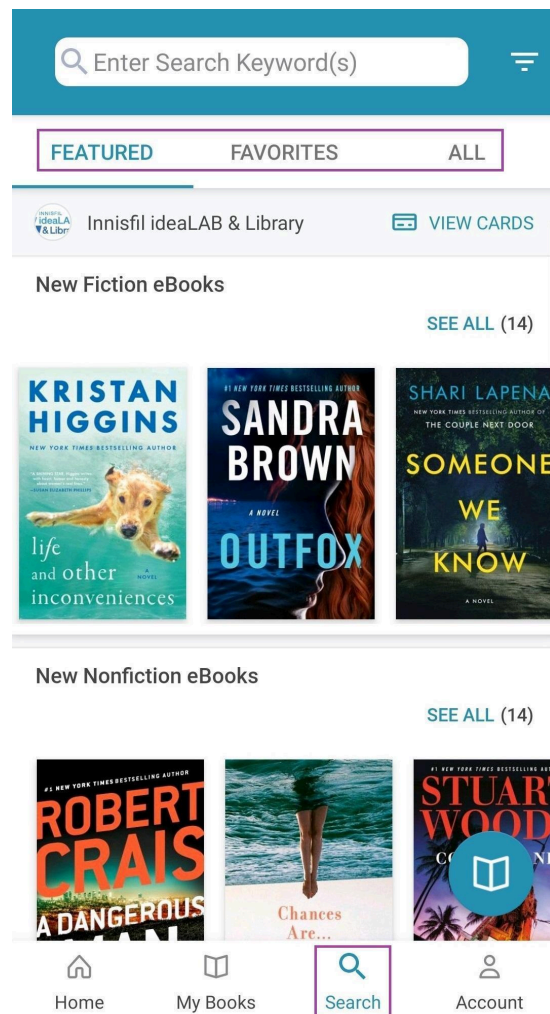
A Novel

Kelly, Martha Hall

Random House Publishing Group,
4/9/19
4.79 MB, 448 pages

Borrow


Save for later

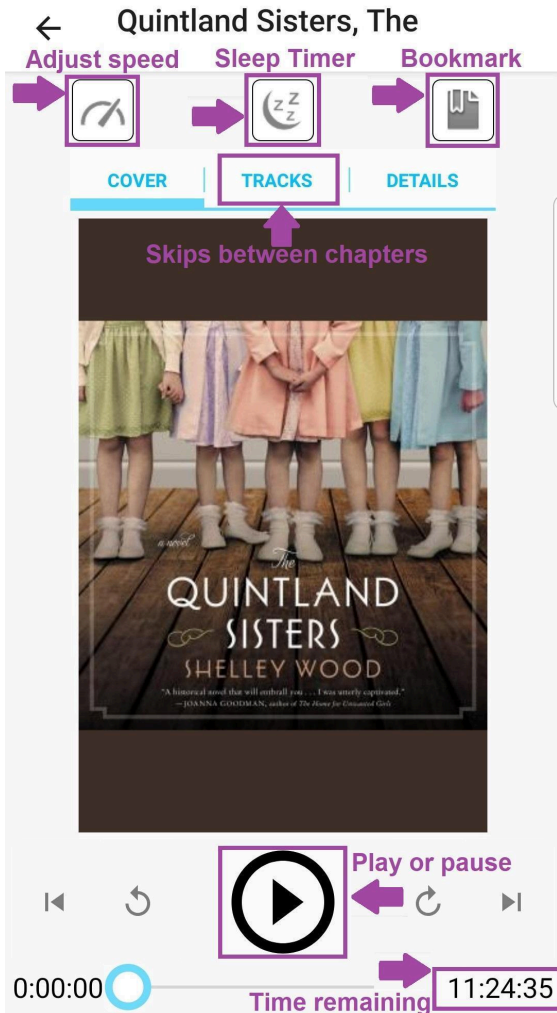
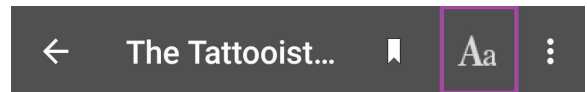


If you can borrow it, tap the book cover and the book will begin downloading. You can choose *Read* or *Listen* to start reading it right away.

Ebooks

You can flip pages by swiping or tapping right and left. Tapping the middle of the screen provides options to adjust features, such as font size,

colour etc. You can also bookmark your page by tapping on the bookmark icon. 



Audiobooks

You can press play, pause, or track progress using the controls at the bottom.

You can control the speed of the book, set a sleep timer, or add a bookmark. Tracks helps you switch easily between chapters.

Managing and returning your books

Under **My Books**, in the *Current* tab, you can view what you have checked out. You can read or listen or return the book early. Otherwise the book will automatically be returned once you've reached the due date. You can renew an item if necessary, only if there are no other holds on it.

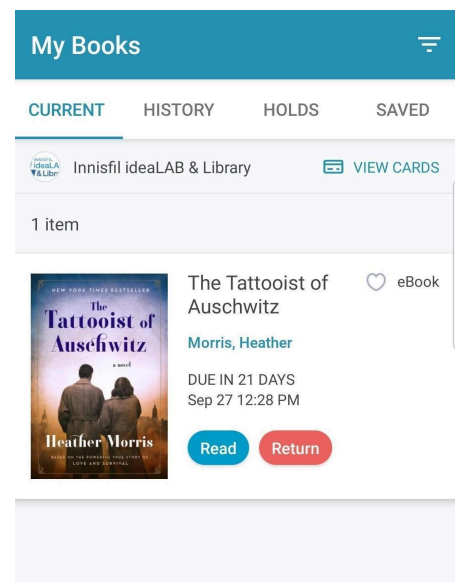
In the **History** tab, you can view what you've read in the past. In **Holds**, you can view what you have on hold. In **Saved**, you can view the titles you've *Saved for Later*.

To change your app settings, tap on **My Account**. In this

section you can add multiple cards, specify how you would like to receive notifications (push to device or email), and choose personal preferences that relate to your mobile and data plans. You can also find additional Help and Support for any questions you may have.

Access **Comics Plus** by scrolling down on the home screen and tapping **Comics**.

For more help, visit <https://www.yourcloudlibrary.com>.



more inside